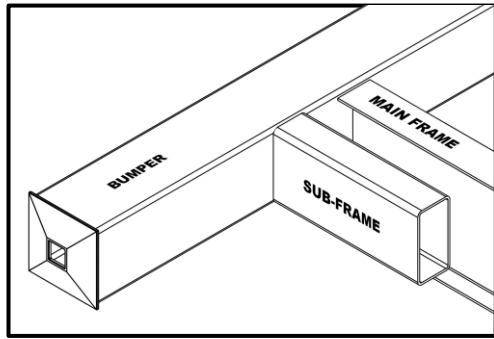
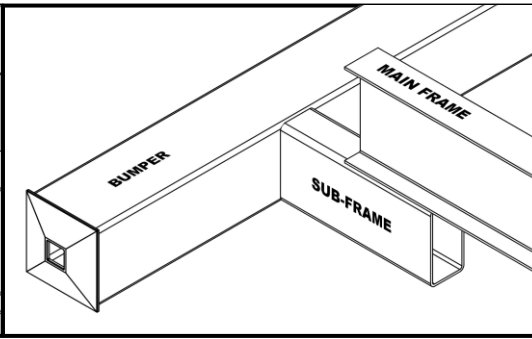


SELECTION GUIDE

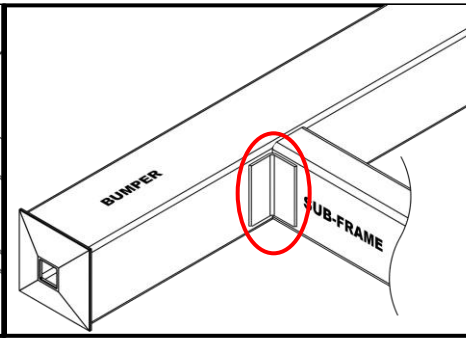
Match Frame/Attachments to Correct SafetyStruts® Kit*



TUBE SUB-FRAME, WELDED,
SIDE-BY-SIDE



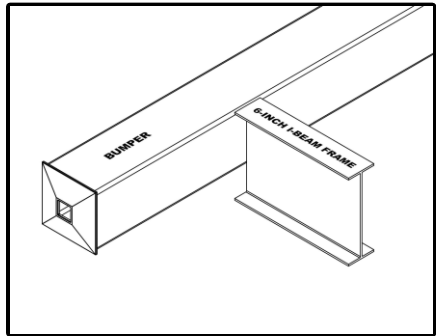
TUBE SUB-FRAME, WELDED,
UNDERSLUNG



TUBE SUB-FRAME, WELDED,
REINFORCED



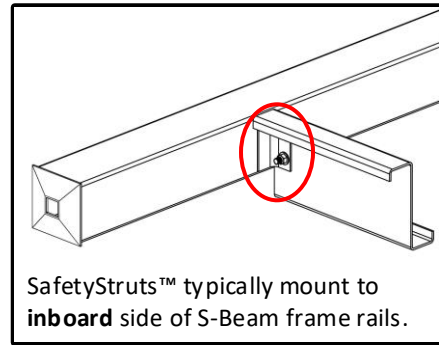
USE Kit 1SSNHD
(CAN SUBSTITUTE Kit 1SNUHD)



I-BEAM FRAME, WELDED,
6-INCH OR TALLER



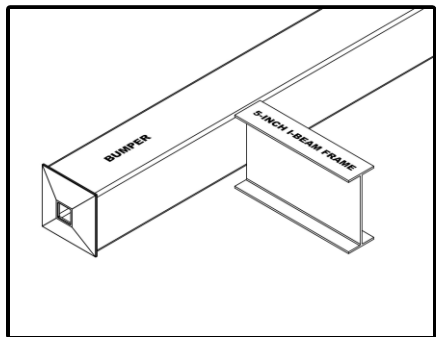
USE Kit 1SSNHD
(CAN SUBSTITUTE Kit 1SNUHD)



S-BEAM OR I-BEAM FRAME,
BOLTED, 6-INCH OR TALLER



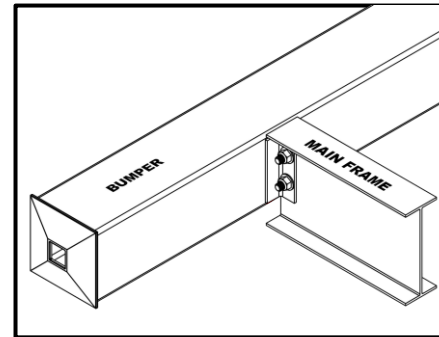
USE Kit 1SSNHD
(CAN SUBSTITUTE Kit 1SNUHD)



I-BEAM FRAME, WELDED,
SHORTER THAN 6-INCH



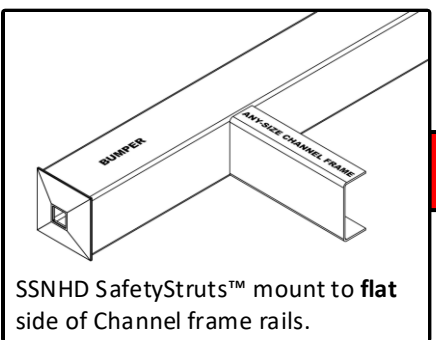
USE Kit 1SNUHD
OR SUBSTITUTE 1SSNHD + 1JSS



I-BEAM FRAME, BOLTED,
SHORTER THAN 6-INCH



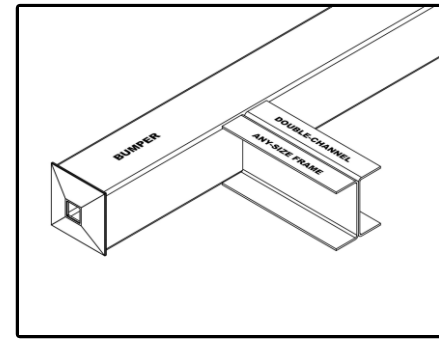
USE Kit 1SNUHD
OR SUBSTITUTE 1SSNHD + 1JSS



SINGLE CHANNEL FRAME,
WELDED, ANY-SIZE



USE Kit 1SSNHD
(CAN SUBSTITUTE Kit 1SNUHD)




DOUBLE CHANNEL FRAME,
WELDED, ANY-SIZE



USE Kit 1SNUHD
OR SUBSTITUTE 1SSNHD + 1JSS




Minnie Winnie/Micro Minnie with 2-Bolt Frame Extensions Only!
Reinforcement Plates Needed for Proper Support of 2-Bolt Frame Extensions!



2-Bolt Frame Extension?
Use Kit 1SMWHD



USE Kit 1SMWHD
(OR SUBSTITUTE 1SSNHD + 1SMWFP)



4-Bolt Frame Extension?
Use Kit 1SSNHD



USE Kit 1SSNHD
(CAN SUBSTITUTE Kit 1SNUHD)